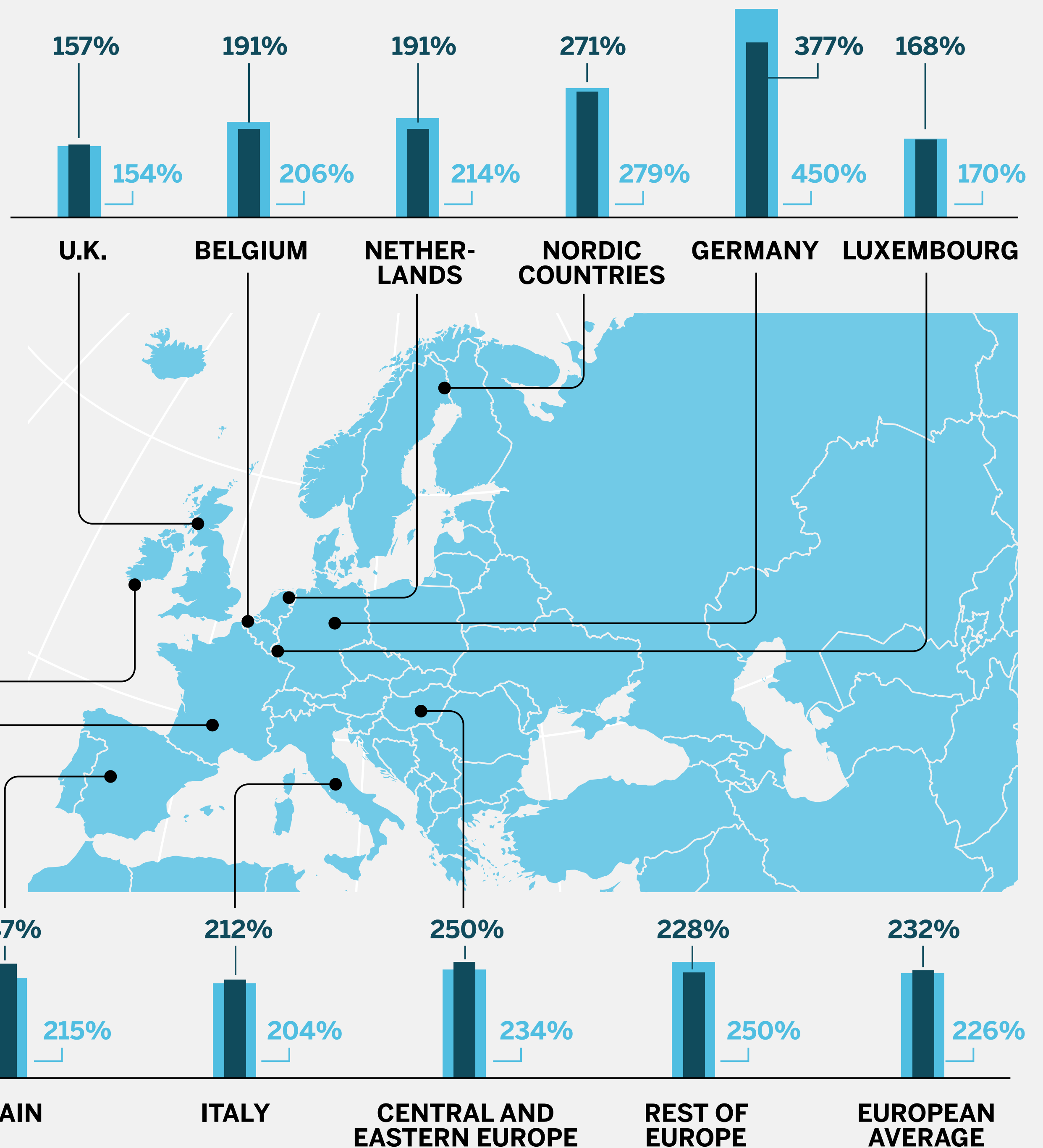



How solvent are European life (re)insurers?

Milliman recently set out to review the Solvency And Financial Condition Reports (SFCRs) of European life insurers, and reinsurers that primarily underwrite life insurance business, as of year-end 2019. Encompassing over 31 countries and one territory, our market analysis includes the weighted average solvency coverage ratios for the Solvency Capital Requirement (SCR). This chart shows solvency coverage ratios by country, and the change relative to 2018.




MILLIMAN ANALYSIS OF EUROPEAN LIFE INSURANCE SFCRs: MARKET COVERAGE



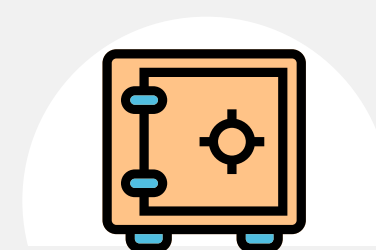
690+ COMPANIES



32 COUNTRIES/TERRITORIES



£705 BILLION IN GROSS WRITTEN PREMIUMS



£7.13 TRILLION OF GROSS TECHNICAL PROVISIONS

